

ENTHUSIASTIC? want to enhance your employability?
want the chance to learn professional key skills?
MOTIVATED? want to make a difference?



April'2014

the Voice of Youth

YOUTH DECIDE

your climate. your future. your vote.

Executive Summary

Northeast Centre for Equity Action on
Integrated Development (NEAID)

April'2014

A cross-sectional study among student voters to understand their attitude towards voting and their expectations from the democratic system of the country

In 2014 there are estimated 149.36 million first-time voters who are capable of contributing to the nation building through their valuable votes. What these young voters think matters most in shaping the future of the nation.

As both government & social organizations rolled out initiatives to encourage young voters to practice their democratic right as well right to vote, NEAID team attempted to take a peek into the minds of some of these young voters. The study covered colleges (including 10+2) students belonging from 11 constituencies, in which, they were asked about their opinions over the election and their future expectations from the government.

BACKGROUND:

A total of 780 participants from 11 Lok Sabha constituencies out of 14 Lok Sabha constituencies of Assam had expressed their views through the study questionnaire. The survey participants consist of 52% boys whereas 48% were girls. [Ref. Fig.1]

What the youth of Assam expects from the LS elections 2014.

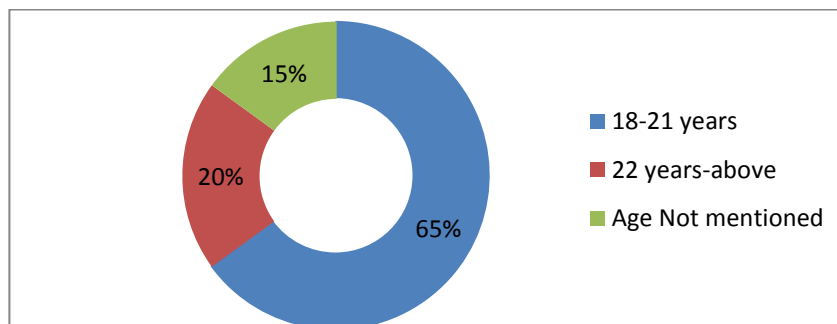


Fig. 1

The age group of the participants were divided into three categories i.e. 18-21 years of age, 22 years and above, and those participants who don't want to reveal their age but studying in college.

If we look into the caste to which the participants belonged, it was General (47%), SC (10%), ST (19%) and OBC (24%). [Ref. fig.2]

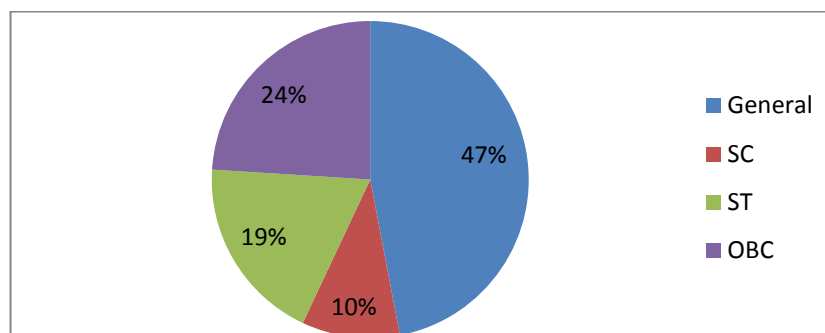


Fig.2

YOUNG VOTERS PERSPECTIVE:

When asked whether they are going to vote in the coming election (i.e. Lok sabha elections 2014)- 71 % participants said 'yes' they will vote and 10 % said 'may be' they will vote but 19 % of the participants expressed 'No' i.e. they won't vote. [Ref.fig.3]

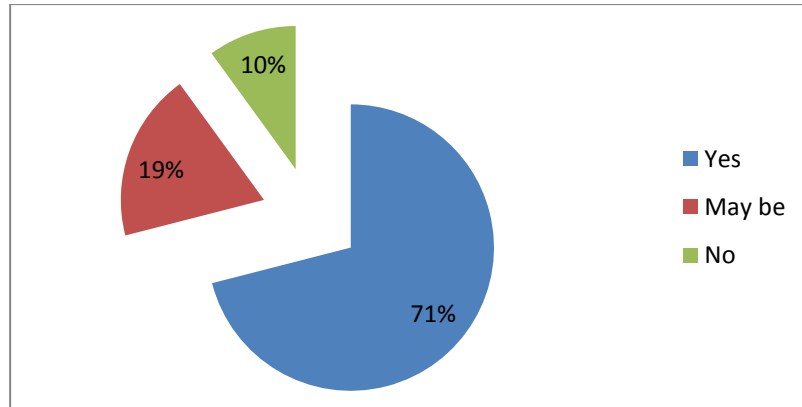


Fig.3

It came out while analysing that 65% of participants out of the total sample size who said that they won't vote or are not sure of whether they will vote had cited the reason for the same as not getting their voter Id cards or voter registration number. [Ref. fig.4]

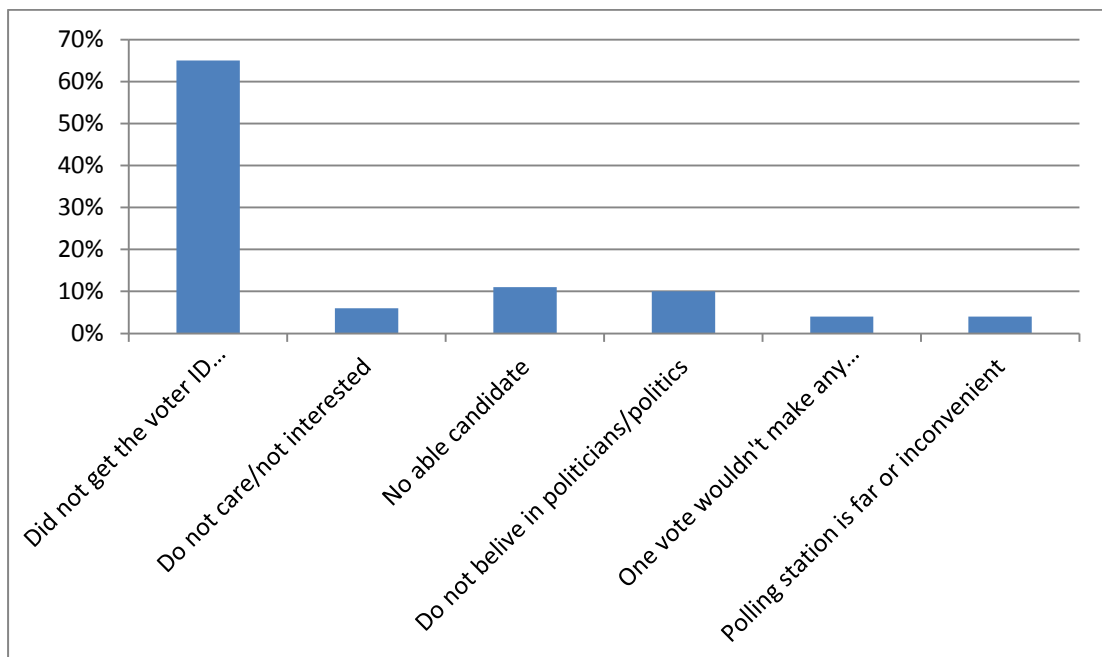


Fig.4

From the responses of the participants who said 'yes' they will vote, an analysis of responses to the question "why they want to Vote" reveals that they want to cast their vote because the young voters believe that 'It is my right to vote'(41%) followed by corruption eradication (19%) & 'I want to see development in the society' (17%). [Ref. fig.5]

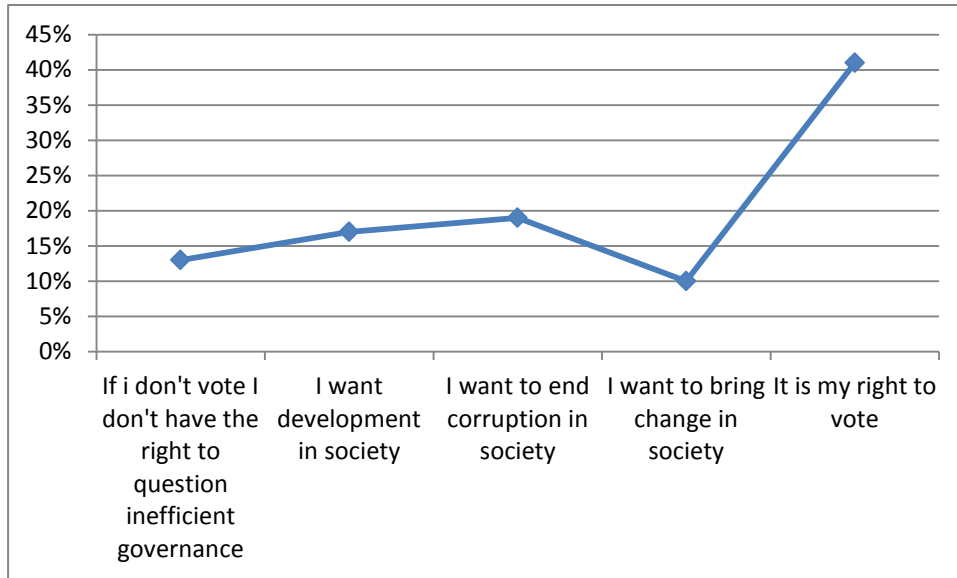


Fig.5

On asked whether the participants got influenced/encouraged/sensitized to cast their vote, 75% of respondents said they were at some point influenced/encouraged/sensitized on the issue of voting. [Ref. fig.6]

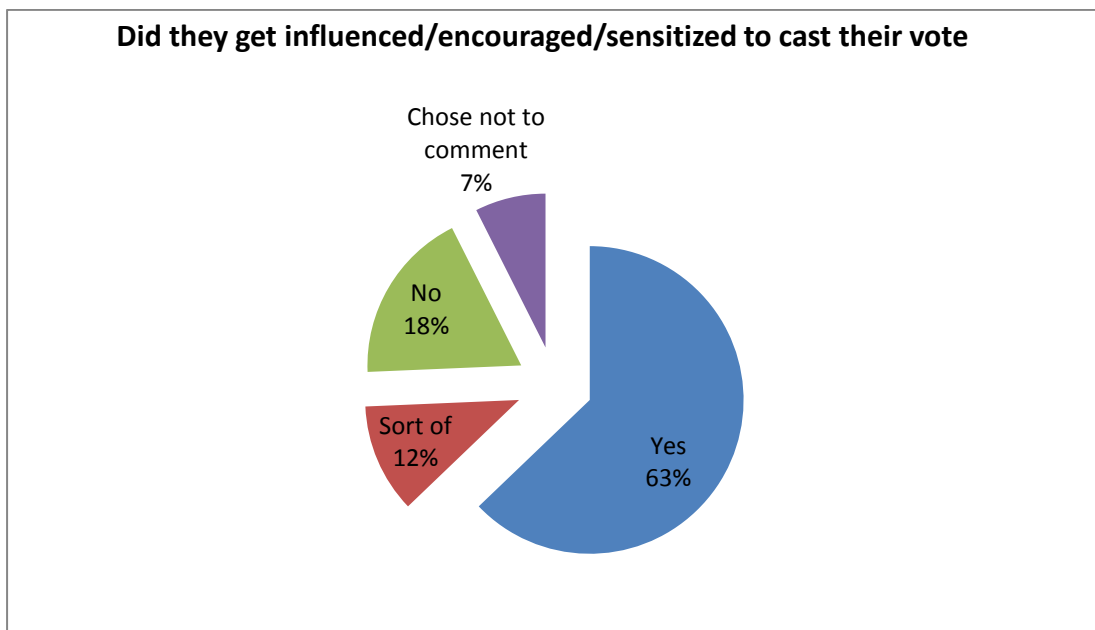


Fig.6

When asked to cite the source or medium from given options 48% said they were influenced by Media- Television, Newspaper, Radio, New media (web or internet) and 26 % said that my family members cast their votes regularly and they influenced them to cast their vote. [Ref. fig. 7]

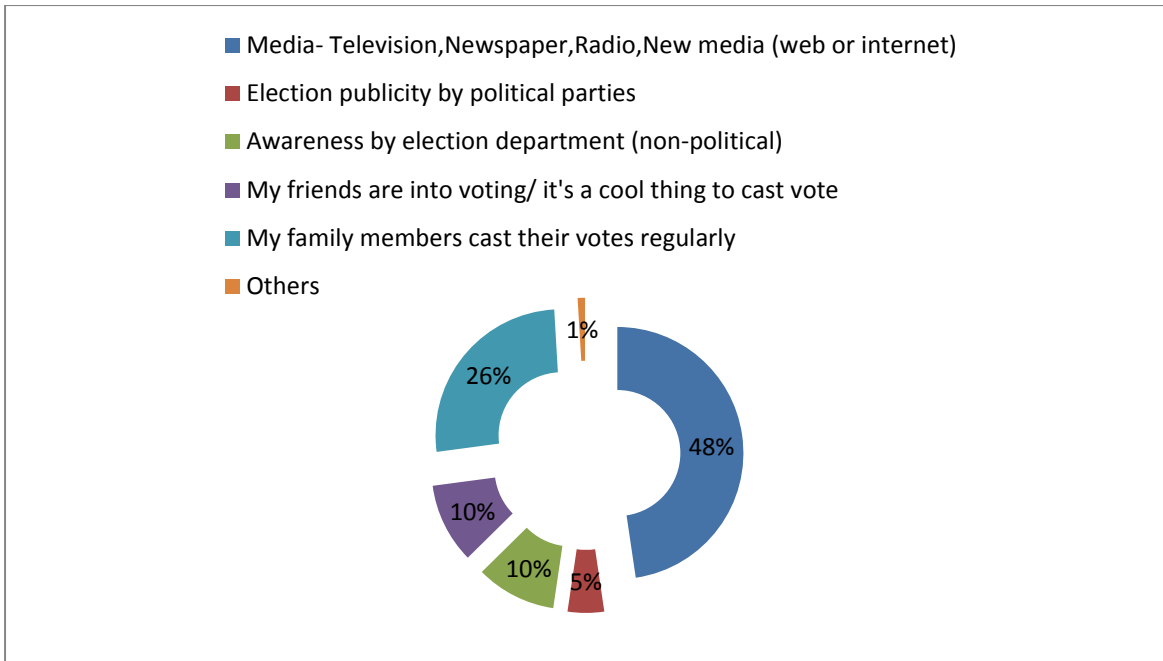


Fig. 7

At the end the participants were asked to express their expectations from the new government in next 5 years and what are the areas they want the government to concentrate their efforts. A corruption free country or society happens to be the foremost priority among the young voters followed by other concerns. [Ref. fig.8]

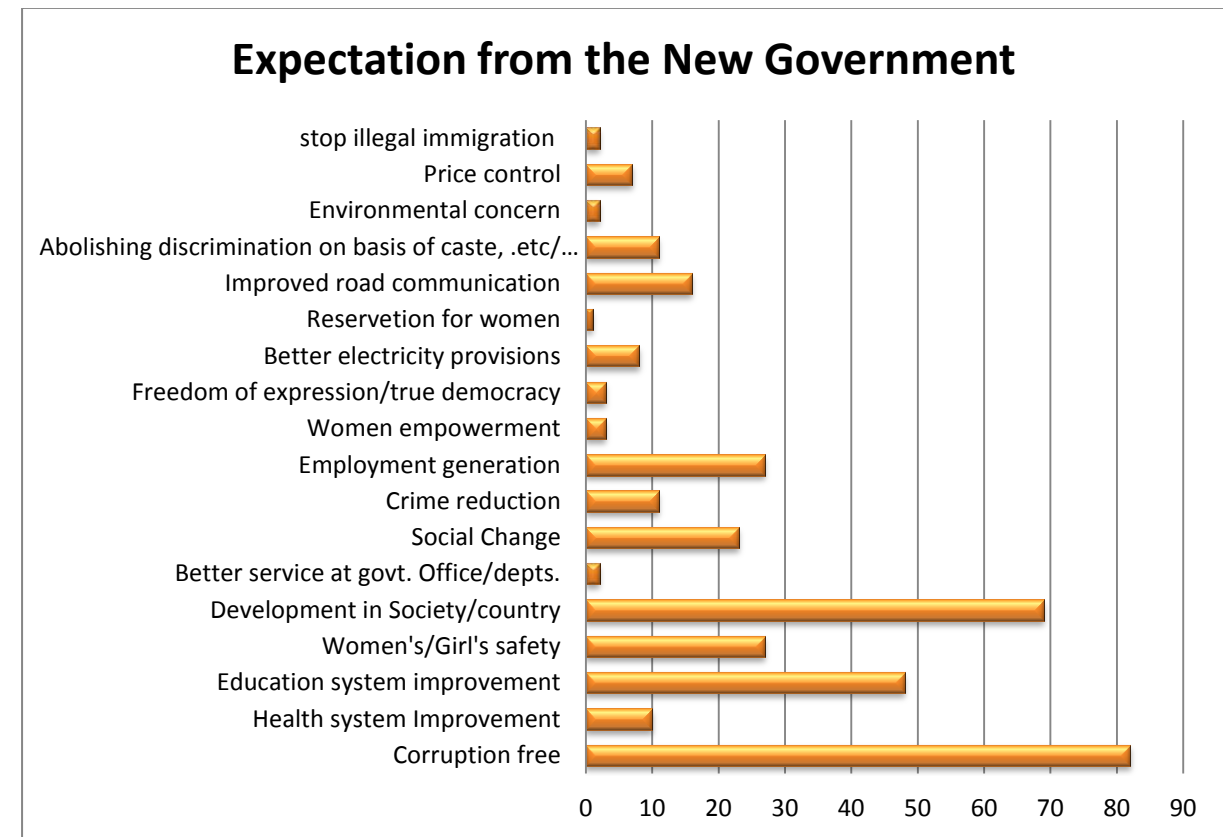


Fig.8

The survey analysis reveals the youth's active participation towards the election process and their positive expectations for a better state and a better nation. Issues like a corruption free society, development in the society/country, improved education system and women's safety are some of the priority issues which they keep in mind while casting their vote. A free and fair election and availability of necessary eligibility documents for the first time voters on time will ensure a hope for a better society ahead.

NEAID undertook this activity with support from local volunteers to bring the voice of youth regarding their attitude towards voting and expectation from the elected representatives. NEAID wishes to undertake similar kind of study in a larger scale in future to have a better understanding on the issue in collaboration with other organizations.

ABOUT THE SURVEY

The Survey gathered the views of 780 young voters who were pursuing their graduation in 6 different colleges. The survey was conducted covering participants from 11 Lok Sabha constituencies of Assam. The survey was carried out with support from local volunteers and student union representative of the college with semi-structured questionnaires. The survey was carried out in between 15th March to 10th April'2014. The study site and sample size was selected as per the convenience of the survey team based on the support provided by the college authorities and availability of resources. The questionnaires were printed in local language and in case of any doubt regarding filling-up of forms, on site trained volunteers assisted the participants to fill the forms correctly.

To attract students to participate in the survey, street plays were conducted within the premises of the college by the volunteers before filling up the questionnaires. The Survey was carried by the NEAID Team with its own resources and funding.